



Kentucky High School Athletic Association

2280 Executive Drive ° Lexington, KY 40505 ° www.khsaa.org ° (859)299-5472 (859)293-5999 (fax)

MEMORANDUM

To: Superintendent, Principal, and Athletic Director
Grant County High School

From: Brigid L. DeVries, Commissioner
Larry Boucher, Assistant Commissioner


Date: May 30, 2007

Subject: 2006-2007 Title IX Annual Report Forms Submission

Enclosed please find a copy of Form T-65, the 2006-2007 KHSAA Title IX Annual Report Submission Status Report. In addition, you may find an attachment with corrected copies of the forms submitted by your school personnel. Please review this information so the forms can be completed accurately in the future.

Also, KHSAA Audit Team Members may have requested resubmission of some of the 2006-2007 Annual Report Forms or need additional information on your athletic programs. Please submit this information by the date requested if this is applicable. Copies and all KHSAA Title IX documents must be kept current and included in your permanent Title IX File at the school. All documents are subject to Open Records Requests.

Should you need any further information, please do not hesitate to call anytime.



**KHSAA TITLE IX
ANNUAL REPORT SUBMISSION
STATUS REPORT
2006-2007**

KHSAA
Form T65
Revised 8/06

TO: KHSAA Member School Superintendents, Principals, and Athletic Directors

FROM: Brigid L. DeVries, Commissioner
Larry Boucher, Assistant Commissioner

DATE: May 29, 2007

School	Grant County High School	Reviewed by	Martha Mullins
--------	--------------------------	-------------	----------------

The following is a status report regarding the required 2006 - 2007 Title IX Annual Report submission of forms due into the KHSAA office by April 15, 2007. Appropriate KHSAA Audit Team personnel have reviewed these forms and the following is a summary of this review.

I. Checklist of Forms properly submitted in a satisfactory manner:

X	GE 19 (Annual Verification)	X	T-35 (Budget Expenses)
X	T-1 (Summary Program Chart 1)	X	T-36 (Budget Expenses)
X	T-2 (Summary Program Chart 2)	X	T-41 (Checklist – Overall Interscholastic Program)
X	T-3 (Summary Program Chart 3)	X	T-60 (Corrective Action Plan)
X	T-4 (Summary Program Chart 4)	N/A	T-63 (Interscholastic Survey Results)

II. Status

A.	X	2006 – 2007 Forms are satisfactory and no further information or action is necessary at this time
B.		Errors have been noted with respect to the following forms:
C.		The following forms were omitted and must be submitted by school representatives
D.		<p>Other Recommendation and Comments:</p> <p>Please forward a copy of the policies developed this semester to complete the oversight of fiscal spending by booster clubs. Policies should include the requirement of prior approval by school personnel, and at least a review by the principal.</p> <p>The school was requested to attach a statement to this annual report verifying that a review of all fiscal policies had taken place, what was found, and a listing of any changes that had been made as a result</p> <p>Lastly, please insure that a general introductory policy statement is made regarding the provision for meal expenses by the school and/or boosters</p> <p>Please submit by June 15, 2007.</p>



**KENTUCKY HIGH SCHOOL ATHLETIC ASSOCIATION
2006-2007 ANNUAL VERIFICATION OF TITLE IX PROCEDURES**

*KHSAA Form GE19
Rev. 10/06*

(To be submitted by April 15, 2007 along with other required forms)

The Grant County High School, Dry Ridge, Kentucky
(Name of High School) (City)

certifies to the Kentucky High School Athletic Association that the following is an accurate and true representation of the facts surrounding compliance with 20 U.S.C. Sections 1681-1688, et. Seq. (also known as Title IX)

I certify the following provisions in accordance with records at the school contained in the permanent Title IX file, at least one copy of which must be maintained in the Principal's office, and to the best of my knowledge have completed the following tasks (All boxes must be checked).

Established a gender equity committee at the high school. (list committee personnel and provide attachment if necessary)

Name	Address	Phone	Title
(Supt., Principal, Student, Parent, Coach, Etc.)			

See Attached List

Scheduled a minimum of three meetings during the 2006-2007 school year on the following dates:
10-4-06 / 1-11-07 / 4-9-07

Designated the following person(s) as the Title IX coordinator for the school:

Scott Shipp – A.D. / 715 Warsaw Road / Dry Ridge, Ky. 41035 / 859-824-9739
Name Title Address Phone

Designated the following person(s) as the Title IX coordinator for the district:

Phyllis Case – District Title IX Coordinator / 820 Arnie Risen Blvd. / 859-824-3323
Name Title Address Phone

School personnel are continuing to make periodic reviews of the boys' and girls' athletics program reflected in the Corrective Action Plan.

In addition to the above information, the above referenced school maintains a complete permanent file relative to Title IX records including copies of the self-assessment audit, all corrective action plans, and other related materials

Nancy Lane 4-11 2007
Principal's Signature Date

Donald W. Martin *Nancy Lane*
Superintendent Signature School Board Chairpersons' Signature

(Send original copy to KHSAA - Maintain duplicate in Title IX school folder)

GRANT COUNTY HIGH SCHOOL GENDER EQUITY COMMITTEE
2006-2007

TRACY GLASS-LAMB
PRINCIPAL - G.C.H.S.
715 WARSAW ROAD
DRY RIDGE, KY. 41035
859-824-9739

MARLIN GREGG
ASST. PRINCIPAL - G.C.H.S.
715 WARSAW ROAD
DRY RIDGE, KY. 41035

SCOTT SHIPP
J. A. G. -G.C.H.S.
ATHLETIC DIRECTOR-G.C.H.S.
715 WARSAW ROAD
DRY RIDGE, KY. 41035
859-824-9739

PHYLLIS CASE
DISTRICT DIRECTOR OF SPECIAL INSTRUCTIONAL SERVICES
DISTRICT TITLE IX CORDINATOR-GRANT COUNTY BOARD OF EDUCATION
820 ARNIE RISEN BLVD.
WILLIAMSTOWN, KY. 41097
859-824-3323

KEN GRAY
DEPUTY SUPERINTENDENT-GRANT COUNTY BOARD OF EDUCATION
820 ARNIE RISEN BLVD.
WILLIAMSTOWN, KY. 41097
859-824-3323

TRACY GOE
GRANT COUNTY BOARD OF EDUCATION BOARD MEMBER
295 CHEROKEE TRAIL
DRY RIDGE, KY. 41035
859-824-6739

BERT RICHEY
TEACHER/GIRLS BASKETBALL COACH
715 WARSAW ROAD
DRY RIDGE, KY. 41035
859-824-9739

LANCE ROBINSON
TEACHER/BOYS GOLF COACH
715 WARSAW ROAD
DRY RIDGE, KY. 41035
859-824-9739

LISA McINTOSH
PARENT
715 WARSAW ROAD
DRY RIDGE, KY. 41035
859-824-9739

LESLIE GARNETT
STUDENT/G.C.H.S.
715 WARSAW ROAD
DRY RIDGE, KY. 41035

JOSH SHIPP
STUDENT/G.C.H.S.
715 WARSAW ROAD
DRY RIDGE, KY. 41035

GRANT COUNTY HIGH SCHOOL
GENDER EQUITY COMMITTEE
MEETING MINUTES
JANUARY 11, 2007

1. Members present: Tracey Lamb, Lance Robinson, Josh Shipp, Bert Richey, Lisa McIntosh, Scott Shipp
2. Scott Shipp reviewed the minutes from October 4, 2006.
3. Next meeting date is scheduled for April 9, 2007.
4. Scott Shipp reviewed the Title IX revisit audit with members.
5. Scott Shipp reviewed all policies that were requested from KHSAA to be created from the results of the Title IX audit. After much discussion and changes in some policies the committee approved to send them on to KHSAA for the January 15th deadline.
6. Adjournment.

**GRANT COUNTY HIGH SCHOOL
GENDER EQUITY COMMITTEE
MEETING MINUTES
OCTOBER 4, 2006**

1. Members present:
 - Tracey Lamb
 - Leslie Garnett
 - Lisa McIntosh
 - Bert Richey
 - Tracey Goe
 - Scott Shipp
2. Review of minutes from April 10, 2006.
3. Next meeting date December 13th @ 5:00
4. Scott Shipp told new members of the committee the purpose of the gender equity committee.
5. Scott Shipp gave a report of all sports offered for female and male athletes at Grant County High School. Reviewed the number of coaches for all teams at Grant County High School. Scott Shipp reported this would be the last year KHSAA would offer slow pitch softball. There was discussion about the possibility of a Northern Kentucky league for slow pitch softball. Scott Shipp would find out more information for committee.
6. Scott Shipp reported that all booster clubs had contributed to the B. J. Toll Scholarship for 2006.
7. Scott Shipp reviewed the notes sent to KHSAA concerning the 2005 – 2006 Title IX report. Scott Shipp gave an overview of the Title IX revisit report sent to KHSAA October 1st for the upcoming Title IX Audit. Scott Shipp informed the committee the 2000 – 2001 and 2002 – 2003 Corrective Action Plan for those 2 years was not found in those years Title IX report. A letter was sent with the report informing KHSAA of the incomplete years in the report.
8. Adjournment.

GRANT COUNTY HIGH SCHOOL
GENDER EQUITY COMMITTEE
MEETING MINUTES
APRIL 9, 2007

1. Members present: Ken Gray, Tracey Lamb, Lisa McIntosh, Marlin Gregg, Tracy Goe, Lance Robinson, Scott Shipp
2. Scott Shipp reviewed the minutes from January 11, 2007.
3. Scott Shipp gave a report on the B. J. Toll Scholarship. All but one booster have contributed for the 2007 school year.
4. Scott Shipp presented the Title IX report to the committee after much discussion the committee approved the 2006-2007 Title IX report.
5. Adjournment

2006-2007
ACCOMMODATION OF INTERESTS AND ABILITIES
SUMMARY PROGRAM CHART 1

KHSAA
 Form T1
 Rev.10/06

Participation Opportunities Test One

		(Column 1)	(Column 2)	(Column 3)	(Column 4)
	Program	Enrollment	Percentage of Total Enrollment	Number of Interscholastic Participants (double and triple count)	Percentage of Total Participation
Row 1	GIRLS	583	53%	201	46%
Row 2	BOYS	509	47%	237	54%
Row 3	Totals	1092	100%	438	100%

Instructions:

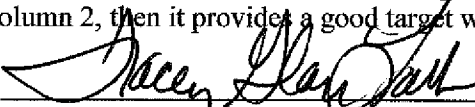
*Number of 8th grade students & below used in Column 3 and Column 4 calculations if applicable: 70

- 1) Determine the total number of girls enrolled, (place in Row 1, Column 1). Determine the total number of boys enrolled, (place in Row 2, Column 1).
- 2) Add the total number of girls and boys enrolled to determine total enrollment, (place in Row 3, Column 1).
- 3) Calculate the percentage of total enrollment that is female. (Divide Row 1, Column 1 by Row 3, Column 1 and place in Row 1, Column 2.) Calculate the percentage of total enrollment that is male. (Divide Row 2, Column 1 by Row 3, Column 1 and place in Row 2, Column 2.) Note: Row 1, Column 2 plus Row 2, Column 2 should total 100%.
- 4) Ask the head coaches to review the most updated eligibility or squad lists for their teams. Ask coaches to confirm the names of those individuals who are on the team as of the first **date of regular season competition**, and cross out the names of those who were cut from the team or quit the team prior to the first regular season competitive event. Determine the total number of interscholastic athletics participants that are girls, (and place in Row 1, Column 3). In order to determine the total number of athletics participants, an individual should be counted each time he or she participates on a team. For example, if Jane Doe competes on the varsity volleyball team, the junior varsity volleyball team, the junior varsity basketball team, and the varsity softball team, she should be counted as four participants (**do not include club or intramural sports participants, cheerleaders, dance teams, or pom squads**). Calculate the same way for boys and girls. * In addition, should 8th grade students and below play on a Freshman, Junior Varsity, or Varsity team, they should also be counted for each team and sport on which they participate. If applicable, please asterisk the above notation as to how many 8th grade students & below are included in the totals.

Using the same procedure, determine the total number of interscholastic athletic participants that are boys, (and place in Row 2, Column 3). Add Row 1, Column 3 plus Row 2, Column 3 to get total participants and place in Row 3, Column 3.

- 5) Calculate the percentage of female participation. (Row 1, Column 3 divided by Row 3, Column 3 and place in Row 1, Column 4.) Calculate the percentage of male participation. (Row 2, Column 3 divided by Row 3, Column 3 and place in Row 2, Column 4.) Note: Row 1, Column 4 plus Row 2, Column 4 should total 100%.

Note: While being within three percent is not a formal compliance standard; if the percent listed in Row 1, Column 4 is within 3% of Row 1, Column 2, then it provides a good target within which compliance is likely.

Principal's Signature:  Date: 4-11-07

2006-2007
ACCOMMODATION OF INTERESTS AND ABILITIES
SUMMARY PROGRAM CHART 2


KHSAA
 Form T2
 Rev. 10/06

Participation Opportunities Test Two

			Column 1	Column 2	Column 3	Column 4	Column 5
Program			Number of Teams Currently Offered	Number of Participants	Number of Teams Added Since the beginning of the 2002-2003 School Year	Number of Participants Added Since the beginning of the 2002-2003 School Year	Percent of Total Participation By Sex Added Since the beginning of the 2002-2003 School Year
GIRLS	Row 1	varsity:	8	111	2	35	
	Row 2	j.v.:	5	70	1	19	
	Row 3	frosh:	1	20	1	29	
	Row 4	total:	14	201	4	83	41%
BOYS	Row 5	varsity:	7	110	0	0	
	Row 6	j.v.:	5	94	0	0	
	Row 7	frosh:	3	32	0	0	
	Row 8	total:	15	236	0	0	0%

- 1) For Column 1, list the number of interscholastic teams offered for girls and boys at each competitive level (varsity, junior varsity, and freshman). For girls, total each of the entries in Rows 1, 2, and 3 into Row 4. For boys, total Rows 5, 6, and 7 into Row 8.
- 2) For Column 2, list the number of participants at each level. For girls, total each of the entries in Rows 1, 2, and 3 into Row 4. For boys, total Rows 5, 6, and 7 into Row 8. **Note:** The totals in Row 4 for girls and in Row 8 for boys must be the same as the totals in Form T-1, Column 3, Rows 1 and 2 respectively.
- 3) For Column 3, list the number of interscholastic teams that have been added in the last five years at each competitive level. Count each team added during the 5 year period only one time. e.g. Girl's junior varsity soccer was added 3 years ago, count the team only once, not 3 times. For girls, total the entries in Rows 1, 2, and 3 into Row 4. For boys, total Rows 5, 6, and 7 into Row 8.
- 4) For Column 4, list the number of participants that are currently on each level of the teams that were added in the last five years. If a team was added previously but no longer exists, there are no current participants to be added for that team. For girls, total the entries in Rows 1, 2, and 3 into Row 4. For boys, total Rows 5, 6, and 7 into Row 8.
- 5) For Column 5, calculate the percentage of participants that have been added in the last five years. For girls, take the number in Column 4, Row 4 and divide by the number in Column 2, Row 4. For boys, take the number in Column 4, Row 8 and divide it by the number in Column 2, Row 8.

Note: If the percentage of current participants added in the last five years is 25% or greater, compliance with Test Two may be possible. If less than 25%, then compliance with Test Three should be analyzed. **CAUTION:** 25% is not a formal compliance standard.


Principal's Signature:  Date: 4/11/07

2006-2007
ACCOMMODATION OF INTERESTS AND ABILITIES
SUMMARY PROGRAM CHART 3

Participation Opportunities Test Three

FOR ANY QUESTION ANSWERED "YES" IDENTIFY THE RESPECTIVE SPORT(S).

	GIRLS (Yes / No)		BOYS (Yes / No)
1. For a sport not currently offered, is there sufficient interest, based on your most recent Student Interest Survey, to form a viable interscholastic team based on student responses from the interscholastic survey? If yes, what sport?	NO		NO
2. For a sport currently offered at the varsity level only, is there sufficient interest, based on your most recent Student Interest Survey, to form a viable team for a junior varsity or freshman team that is not currently offered?	NO		NO
3. For a sport not currently offered in your interscholastic athletics program, is there sufficient interest to form a viable interscholastic team based on participation on an intramural team or community recreation teams?	NO		NO
4. For a sport currently offered at the junior varsity or freshman level is there sufficient interest, based on your most recent Student Interest Survey, to form a varsity team not currently offered?	NO		NO
5. If you answered YES to question (1), (2), (3), or (4), are there enough high schools in your geographic area offering the sport (at the appropriate level) to allow for the development of a reasonable schedule of competition?	NO		NO
✓ On March 20, 2007 Grant County High School had a informational meeting on the interest for female students in swimming and tennis. The meeting was set for 7:30 – 8:00 and no female students or parents showed for the meeting.			


Principal's Signature:  Date: 4-11-07

2006-2007
ACCOMODATION OF INTERESTS AND ABILITIES
SUMMARY PROGRAM CHART 4

Levels of Competition Test One

		Column 1	Column 2	Column 3
Girls	Team Levels	Number of Teams Currently Offered	Number of Participants	Percentage of Participants at Each Level
Row 1	varsity:	8	111	55%
Row 2	j.v.:	5	70	35%
Row 3	frosh:	1	20	10%
Row 4	total:		201	100%
Boys				
Row 5	varsity:	7	110	46%
Row 6	j.v.:	5	94	40%
Row 7	frosh:	3	32	14%
Row 8	total:		236	100%

- 1) Column 1, list the number of interscholastic teams offered for girls and boys at each competitive level; varsity, junior varsity, and freshman. (Refer to Form T-2, Accommodation of Interests and Abilities, Summary Program Chart 2, Column 1.)
- 2) For Column 2, list the number of participants at each level. For girls, total the entries in Rows 1, 2, and 3 into Row 4. For boys, total the entries in Rows 5, 6, and 7 into Row 8. (Refer to Form T-2, Accommodation of Interests and Abilities, Summary Program Chart 2, Column 2.)
- 3) For Column 3, calculate the percentage of female and male participants at each level.
For girls' varsity, junior varsity, and frosh, respectively:
 - Divide Column 2, Row 1 by Column 2, Row 4, and place the percentage in Column 3, Row 1.
 - Divide Column 2, Row 2 by Column 2, Row 4, and place the percentage in Column 3, Row 2.
 - Divide Column 2, Row 3 by Column 2, Row 4, and place the percentage in Column 3, Row 3.
 -
 For boys' varsity, junior varsity, and frosh, respectively:
 - Divide Column 2, Row 5 by Column 2, Row 8, and place the percentage in Column 3, Row 5.
 - Divide Column 2, Row 6 by Column 2, Row 8, and place the percentage in Column 3, Row 6.
 - Divide Column 2, Row 7 by Column 2, Row 8, and place the percentage in Column 3, Row 7.

Principal's Signature:  Date: 4-11-07

Patricia Johnson
 G-2 4690
 B-3 81470

**2006-2007
 ACTUAL EXPENDITURES - PROGRAM COMPARISON CHART 1
 TO INCLUDE BOOSTER CLUB FUNDING**

	equipment and supplies		travel		awards		coaches' salaries (to include supplemental and extended employment; dollar amount required)		facilities improvements		publications (if sport-specific)	
	School	Booster	School	Booster	School	Booster	School	# of Coaches	School	Booster	School	Booster
G basketball	5,540	4,453		22,518	312	250	12,686	3				760
B basketball	4,992	2,246		21,486	312	250	12,686	3				
G softball(fast)		2,400		19,514		250	3,890	2				
B baseball	930	89		1160	98	250	3,890	2		486		
G cross country	1,041	1,851		511	144	125	1,803	1				
B cross country	1,041	1,851		511	144	125	1,803	1				
G golf	534	703				125	2,421	1				
B golf		703	417	440		125	2,421	1				
G soccer		4,802		1,500	119	250	5,026	2				
B soccer	727	410			119	250	5,026	2				
G swimming												
B swimming												

46,519
 41,972
 26,024
 6,923
 5,475
 5,475
 5,475
 3,783
 4,106
 11,697
 6,552

1. Total expenditures on T-35 and T-36 on the 2006-2007 year report due by April 15, 2007, should reflect the total monies spent (rounded off to nearest hundred) for the entire school year of 2005-2006 ending June 30, 2006.
 2. Booster Club Funding/Contributions must be included in the above expenditures total. (Note: It is illegal for coaches to be paid by Booster Clubs Reference KHSAA Bylaw 27)

Principal's Signature:

Sherry Han

Date:

4-11-07

**2006-2007
ACTUAL EXPENDITURES - PROGRAM COMPARISON CHART 2
TO INCLUDE BOOSTER CLUB FUNDING**

	equipment and supplies		travel		awards		coaches' salaries (to include supplemental and extended employment; dollar amount required)		facilities improvements		publications (if sport-specific)	
	Expenditures		Expenditures		Expenditures		Expenditures		Expenditures		Expenditures	
	School	Booster	School	Booster	School	Booster	School	# of Coaches	School	Booster	School	Booster
G track	675	90					125	1,803	1			
B track	675	90					125	1,803	1			
G tennis												
B tennis												
G volleyball	1,337	490		138			250	4,908	2			
B wrestling												
G (slow pitch)	450						233	3,890	2			
B football	4,917	39,306		12,181			250	19,507	8			
G (list sport)												
B (list sport)												

1. Total expenditures on T-35 and T-36 on the 2006-2007 year report due by April 15, 2007, should reflect the total monies spent (rounded off to nearest hundred) for the entire school year of 2005-2006 ending June 30, 2006.

2. Booster Club Funding/Contributions must be included in the above expenditures totals. Indicate percentage of total expenditures for each gender: (If disparities are obvious, list on your Corrective Action Plan (T-60) what action you will take to correct the problem).

Gender	Expenditures	Percentage	Percentage	Percentage
Boys	\$152,525.00	43%	57%	54%
Girls	\$108,727.00	29%	43%	42%
Total:	\$261,252.00	72%	100%	96%

Principal's Signature: *Sharon Plank* Date: 4-11-07


2006-2007 KHSAA TITLE IX ATHLETICS AUDIT
Checklist - Overall Interscholastic Athletics Program

KHSAA
 Form T41
 Rev. 10/06

DIRECTIONS:

For the Areas of Compliance (Opportunities and Benefits) listed on the left hand side of the page, place a checkmark under the appropriate column identifying whether your school provided an advantage to the Girls' Program, or to the Boys' Program or to Neither Program.

Areas of Compliance:	ADVANTAGE TO:		
	GIRLS' PROGRAM	BOYS' PROGRAM	NEITHER PROGRAM
OPPORTUNITIES			
Accommodation of Interest and Abilities			X
BENEFITS			
Equipment and Supplies			X
Scheduling of Games and Practice Time			X
Travel and Per Diem Allowances			X
Coaching			X
Locker Rooms, Practice and Competitive Facilities			X
Medical and Training Facilities and Services			X
Publicity			X
Support Services			X
Athletic Scholarships			X
Tutoring			X
Housing and Dining Facilities and Services			X
Recruitment of Student Athletes			X

Principal's Signature:  Date: 4/11/07

SCHOOL NAME

2006-2007

TITLE IX

Grant County

CORRECTIVE ACTION PLAN

DIRECTIONS:

1. For Column 1, indicate the intended area (Opportunities or Benefits) which needs corrective action in order to achieve gender equity. For Column 2, write the suggested change or activities that will correct the area in need of alteration. For Column 3, include the estimated completion date for the changes or activities.
2. It is possible to attain compliance with Title IX and no longer need "corrective" action. However, the KHSAA strongly encourages compliant schools to identify items for improvement (Column 1), activities to accomplish the improvement (Column 2) and a timetable for completion (Column 3) that will strengthen the athletic program.
3. You may copy this form as needed. Please attach corrective action plans along with audit forms and submit by April 15, 2007.

COLUMN 1	COLUMN 2	COLUMN 3
ITEM FOR CORRECTION/ IMPROVEMENT	SUGGESTED CHANGE/ ACTIVITIES	TIME TABLE FOR CORRECTIVE ACTION/ COMPLETION
New Policy – Publicity and Promotion of all sports		Policy will start in affect 2007-2008 school year
New Policy – Guidelines for scheduling facilities		Policy will start in affect 2007-2008 school year
New Policy – Food expenses for away games Special trips taken by athletic teams		Policy will start in affect 2007-2008 school year
New Policy – Scheduling of Events		Policy will start in affect 2007-2008 school year
New Policy – Guidelines for purchasing athletic awards, trophies, letters, bars, banners, and banquets		Policy will start in affect 2007-2008 school year

Principal's Signature:



Date:

4/10/07